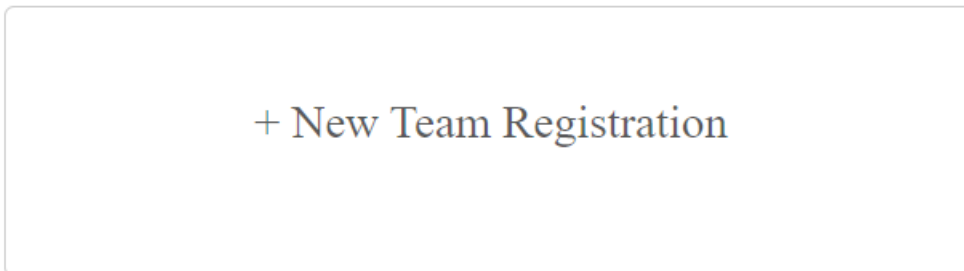
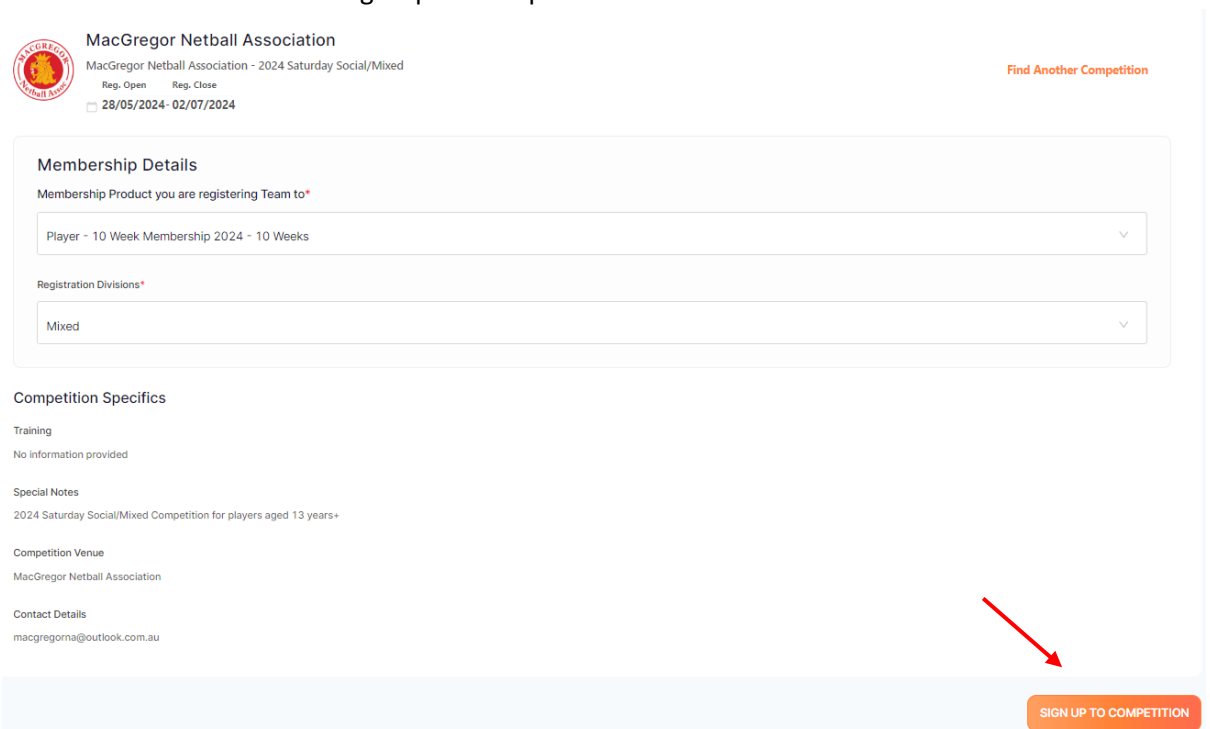


How to Register a Team in Netball Connect

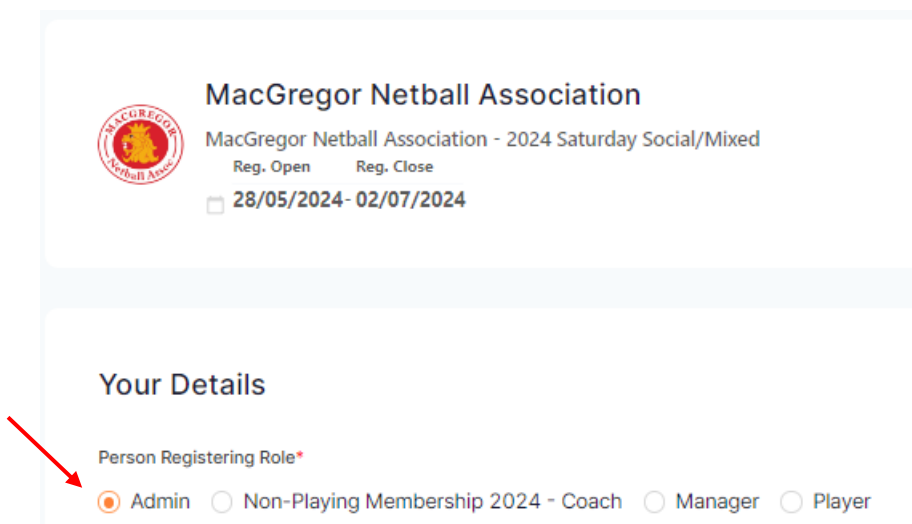
1. Click on the link and select



2. Check the details and select Sign Up To Competition



3. Select Role as Admin



4. Add Team Name BUT do not add any players (players register as individuals and are assigned to teams based on the list provided to MacGregor).

Team Details

Team Name*

Who do you want to add to the team?

New User ▼ + Add Team Member

5. Follow the final steps to pay for team registration of \$120.

How to Register a Player in Netball Connect

1. Click on the link and select the player profile and update participant details.
2. Select Player – 10 Week Membership and Mixed Division and follow the steps. If players are not already registered with a NQ competition they will be charged \$53 from NQ.



MacGregor Netball Association
MacGregor Netball Association - 2024 Saturday Social/Mixed
Reg. Open Reg. Close
28/05/2024 - 02/07/2024

[Find Another Competition](#)

Membership Details

Membership Product you are registering Individual to*

- Non-Playing Membership 2024 - Coach Non-Playing Membership 2024 - Umpire Player - 10 Week Membership 2024 - 10 Weeks Non-Playing Membership 2024 - Volunteer
 Non-Playing Membership 2024 - Committee/Life Member

Registration Divisions*

Mixed ▼